

NG Reach for Reading eAssessment User's Guide



Table of Contents

Overview

Accessing myNGconnect eAssessment.....	3
Administering Tests with eAssessment.....	3
User Management Console.....	4

Test Activation and Grading

Activating Tests by Class.....	5
Activating Tests by Student.....	8
Manual Grading.....	10

Viewing Reports

Overview.....	13
Unit Test Reports.....	15
Standard Reports.....	17
Benchmark Reports.....	18

Online Testing

Take a Test.....	22
Review a Test.....	25

Overview

Accessing myNGconnect eAssessment

myNGconnect eAssessment offers a variety of reports to track student performance. You can also use the application to activate tests and add rubric scores via the User Management Console.

To access eAssessment, you will need a myNGconnect username and password. Contact the school or district administrator in charge of myNGconnect if you have not received this information.



Click the **“eAssessment”** button on the myNGconnect homepage. The User Management Console will open in a new browser window. Or, you can open the User Management Console directly from the Class Management page.

Administering Tests with eAssessment

myNGconnect eAssessment for *NG Reach for Reading* includes three types of online tests: Reading, Vocabulary, and Writing.

Reports are available for most assessments as soon as students complete online testing. Some tests like the Unit Reading and Writing Tests require teacher-entered rubrics scores to generate complete reports.

The User Management Console

The User Management Console (UMC) provides quick access to test management tools and reports.

Manage tab allows you to activate tests for the students in your class. You can manage tests by class or by student.

Reports & Grading tab gives you access to each student's responses, rubric scoring, and customized reports.

UMC screen header displays your name and links to change your password, access the help page, and log out.

1st Tool Bar
2nd Tool Bar

Classes tab in the 2nd tool bar allows you to manage tests for your entire class.

Class - Demo Class RFR

Student - Alan Blackfoot

Test Activation, Grading, and Reports

Activating Tests by Class

myNGconnect eAssessment automatically assigns all tests to subscribed students. Teachers must activate tests by selecting a start date. Follow these steps from the UMC:

1. Click the **Manage** tab on the first tool bar. Then click the **Search** button to view all Classes.

The screenshot shows the myNGconnect User Management Console (UMC) interface. The top navigation bar includes 'Home', 'Manage' (highlighted with a red box), 'File Rostering', and 'Reports & Grading'. Below this, the 'Classes' tab is selected. The main content area is titled 'View Classes' and contains a search form. The search form has fields for 'District' (Nat Geo Learning Sales Demo), 'School' (All), 'Teacher' (RFR Teacher (RFRTeacher@ngltd.com)), 'Program' (All), 'Grade' (All), and 'Class Name'. A red box highlights the 'Search' button. Below the search form is an 'Add New Class' button. The bottom of the page features logos for National Geographic Learning and Cengage Learning.

2. Locate the class you wish to manage and click **View** in the “Action” column.

The screenshot shows the myNGconnect User Management Console (UMC) interface, similar to the previous one, but with a table of classes displayed below the search form. The table has columns for 'Select', 'Action', 'District', 'School', 'Class Name', 'Grade', and 'Teacher Name'. Two classes are listed: 'Demo Class RFR' and 'RFR 101'. The 'View' button in the 'Action' column for the first class is highlighted with a red box. Below the table, it says 'Total records found: 2'. The bottom of the page features logos for National Geographic Learning and Cengage Learning.

Select	Action	District	School	Class Name	Grade	Teacher Name
<input type="checkbox"/>	View	Nat Geo Learning Sales Demo	NGL Sales Demo School C	Demo Class RFR	3	RFR Teacher (RFRTeacher@ngltd.com)
<input type="checkbox"/>	View	Nat Geo Learning Sales Demo	NGL Sales Demo School C	RFR 101	K	RFR Teacher (RFRTeacher@ngltd.com)

3. Click the **Tests** tab.

The screenshot shows the 'my NG connect' User Management Console (UMC) interface. The top navigation bar includes 'Home', 'Manage', 'File Rostering', and 'Reports & Grading'. The 'Classes' tab is selected, and the 'Students' sub-tab is active. The main content area is titled 'Class - Demo Class RFR'. Below this, there are tabs for 'Class', 'Students', and 'Tests', with 'Tests' being the active tab. A 'Back To Search Results' button is in the top right. The class details section shows: Teacher: RFR Teacher, District: Nat Geo Learning Sales Demo, Program: Reach for Reading, School: NGL Sales Demo School C, Grade: 3, and Class Name: Demo Class RFR. There are 'Edit' and 'Remove Class' buttons at the bottom left.

4. A list of tests available for the selected class will display. Click **Activate** in the “Activate Online Tests” column for the desired test.

The screenshot shows the 'Tests' tab for 'Demo Class RFR'. It displays a table of available tests. The table has four columns: 'Test Name', 'Students with Activated Tests', 'Students with Submitted Tests', and 'Activate Online Tests'. The 'Activate Online Tests' column contains green 'Activate' buttons. The third row, 'Grade 3 - Unit 1 - Week 1 - Writing, Revising, Editing', has its 'Activate' button highlighted with a red box. Below the table, there are filters for 'All Grades' and 'All Tests'.

Test Name	Students with Activated Tests	Students with Submitted Tests	Activate Online Tests
Grade 3 - Unit 1 - Week 1 - Reading Comprehension	15	0	Activate
Grade 3 - Unit 1 - Week 1 - Vocabulary	15	0	Activate
Grade 3 - Unit 1 - Week 1 - Writing, Revising, Editing	15	0	Activate
Grade 3 - Unit 1 - Week 2 - Reading Comprehension	15	0	Activate
Grade 3 - Unit 1 - Week 2 - Vocabulary	15	0	Activate
Grade 3 - Unit 1 - Week 2 - Writing, Revising, Editing	15	0	Activate
Grade 3 - Unit 1 - Week 3 - Reading Comprehension	15	0	Activate
Grade 3 - Unit 1 - Week 3 - Vocabulary	15	0	Activate
Grade 3 - Unit 1 - Week 3 - Writing, Revising, Editing	15	0	Activate
Grade 3 - Unit 1 - Week 4 - Reading Comprehension Unit Test	15	0	Activate
Grade 3 - Unit 1 - Week 4 - Vocabulary Unit Test	15	0	Activate
Grade 3 - Unit 1 - Week 4 - Writing, Revising, Editing Unit Test	15	0	Activate

5. Click the text box in the “Start Date” column. Select a date from the calendar pop-up or type it into the text box.

myNG connect™ User Management Console (UMC) RFR Teacher [Change Password](#) [Help](#) [Log out](#)

Home Manage File Rostering Reports & Grading

Classes Students

Activate Test - Grade 3 - Unit 1 - Week 1 - Reading Comprehension

Demo Class RFR

Change Selected Start Date

Select All	Student	Test Status	Start Date
<input type="checkbox"/>	Alan Blackfoot	Activated	
<input type="checkbox"/>	Alice Brolin	Activated	
<input type="checkbox"/>	Ricky Chandani	Activated	
<input type="checkbox"/>	Michael Desai	Activated	
<input type="checkbox"/>	Paula Engel	Activated	
<input type="checkbox"/>	Maylin Hernandez	Activated	
<input type="checkbox"/>	Kate Lewis	Activated	
<input type="checkbox"/>	Roland Martinez	Activated	10/17/2012
<input type="checkbox"/>	Kayla Moore	Activated	10/17/2012

October 2012

Su	Mo	Tu	We	Th	Fr	Sa
		1	2	3	4	5
6	7	8	9	10	11	12
13	14	15	16	17	18	19
20	21	22	23	24	25	26
27	28	29	30	31		

6. Click **Save** to activate the test. The test will display in the student’s Take a Test list on the selected date. If you are administering a unit test, you can also confirm the test form on this screen.

Notes

You can activate a test for several students by selecting the corresponding checkboxes and clicking the **Change Selected Start Date** button.

You can use this same button to change a date before students start their test. To deactivate a test, which students have not yet started, delete the activation date and click **Save**.

Activating Tests by Student

There may be times when you need to activate tests for an individual student rather than the whole class. The UMC provides a student view for these instances.

1. Click the **Students** tab on the second tool bar of the UMC. Then click **Search**.

The screenshot shows the 'my NG connect' User Management Console (UMC) interface. The top navigation bar includes 'Home', 'Manage', 'File Rostering', and 'Reports & Grading'. Below this, a secondary bar shows 'Classes' and 'Students' (highlighted with a red box). The main content area is titled 'View Students' and contains a search form. The search form includes fields for District (Nat Geo Learning Sales Demo), School (All), Teacher (RFR Teacher (RFRTeacher@ngltd.com)), Program (All), Grade (All), Classroom (All), First Name, Last Name, Username, and Status (Active). The 'Search' button is highlighted with a red box. A 'Clear' button is also present. Below the search form is an 'Add New Student to Class' button. The bottom of the page features logos for National Geographic Learning and Cengage Learning.

2. Locate the student you wish to view and click **View** in the Action column.

This screenshot shows the same 'View Students' page, but now with a list of students displayed below the search form. The search criteria are: District: Nat Geo Learning Sales Demo, School: All, Teacher: RFR Teacher (RFRTeacher@ngltd.com), Program: All, Grade: 3, Classroom: All. The 'Search' button is still highlighted. Below the search form are buttons for 'Add New Student to Class', 'Promote', 'Export Selected', and 'Export All'. A table lists the students, with the 'View' button in the 'Action' column highlighted for the first student, Alan Blackfoot.

Select	Action	District	School	First Name	Last Name	Username	Grade	Status
<input type="checkbox"/>	View	Nat Geo Learning Sales Demo	NGL Sales Demo School C	Alan	Blackfoot	ALBL3333	3	Active
<input type="checkbox"/>	View	Nat Geo Learning Sales Demo	NGL Sales Demo School C	Alice	Brolin	ALBR3333	3	Active
<input type="checkbox"/>	View	Nat Geo Learning Sales Demo	NGL Sales Demo School C	Ricky	Chandani	RICH3333	3	Active
<input type="checkbox"/>	View	Nat Geo Learning Sales Demo	NGL Sales Demo School C	Michael	Desai	MIDE3333	3	Active

3. Click the **Tests** tab.

my **NG** connect™ User Management Console (UMC) RFR Teacher [Change Password](#) [Help](#) [Log out](#)

Home **Manage** File Rostering Reports & Grading

Classes **Students**

Student - Alan Blackfoot

[Back To Search Results](#)

Student **Classes** **Subscriptions** **Tests**

Student ID Number: 013333 District: Nat Geo Learning Sales Demo
 First Name: Alan School: NGL Sales Demo School C
 Middle Name:
 Last Name: Blackfoot
 Username: ALBL3333
 Password: password
 LMS ID:
 Status: Active
[\[Change\]](#)
 Grade: 3
[\[Change\]](#)

[Edit](#) [Change Password](#)

4. A list of available tests will display. Click the text box in the “Start Date” column for the desired test. Select a date from the calendar pop-up or type it into the text box. Click **Save** to activate the test.

my **NG** connect™ User Management Console (UMC) RFR Teacher [Change Password](#) [Help](#) [Log out](#)

Home **Manage** File Rostering Reports & Grading

Classes **Students**

Student - Alan Blackfoot

[Back To Search Results](#)

Student **Classes** **Subscriptions** **Tests**

Demo Class RFR [Change Selected Start Date](#)

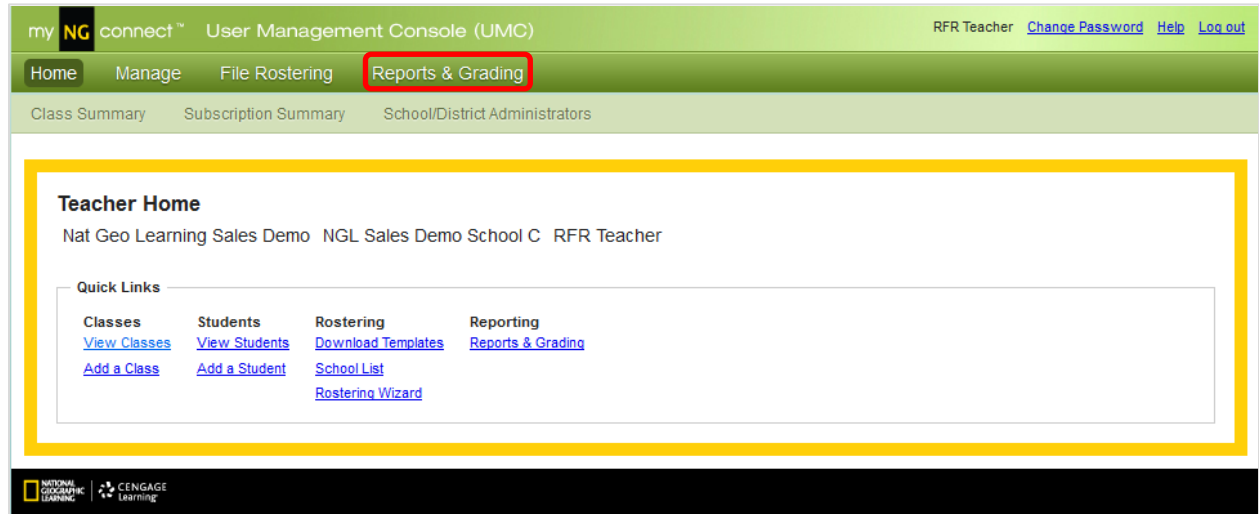
Select All	Test	Status	Start Date
<input type="checkbox"/>	Grade 3 - Unit 1 - Week 1 - Reading Comprehension	Activated	
<input type="checkbox"/>	Grade 3 - Unit 1 - Week 1 - Vocabulary	Activated	
<input type="checkbox"/>	Grade 3 - Unit 1 - Week 1 - Writing, Revising, Editing	Activated	
<input type="checkbox"/>	Grade 3 - Unit 1 - Week 2 - Reading Comprehension	Activated	
<input type="checkbox"/>	Grade 3 - Unit 1 - Week 2 - Vocabulary	Activated	
<input type="checkbox"/>	Grade 3 - Unit 1 - Week 2 - Writing, Revising, Editing	Activated	
<input type="checkbox"/>	Grade 3 - Unit 1 - Week 3 - Reading Comprehension	Activated	10/17/2012
<input type="checkbox"/>	Grade 3 - Unit 1 - Week 3 - Vocabulary	Activated	10/17/2012

Note
 You can activate several tests for the student by selecting the corresponding checkbox and clicking the **Change Selected Start Date** button.

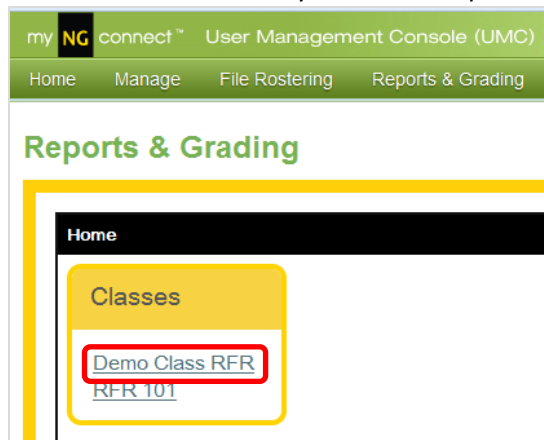
Manual Grading

Some NG Reach for Reading test items such as Weekly and Unit Writing Test essay questions require rubric scores. The manual grading feature allows you to input these scores. Refer to your teacher's guide for scoring rubrics.

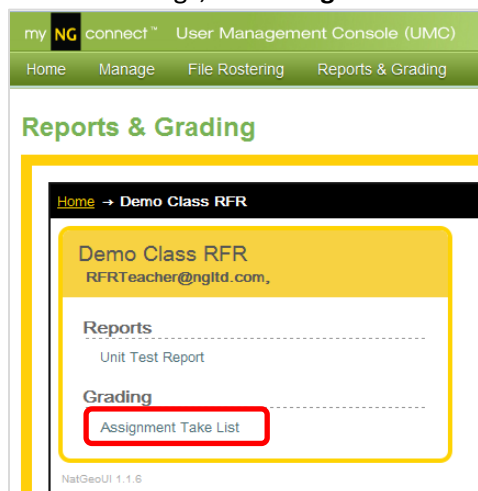
1. Click on the **Reports & Grading** tab on the first tool bar of the UMC homepage.



2. Click the class for which you need to input scores.



3. Under "Grading", click **Assignment Take List**



4. The next screen lists all submitted tests. Tests with items that require rubric scores display “Requires Manual Grading” in the status column. Click the row for the test you wish to grade.

my **NG** connect™ User Management Console (UMC) RFR Teacher [Change Password](#) [Help](#) [Log out](#)

Home Manage File Rostering Reports & Grading

Reports & Grading

Home → Demo Class RFR → Assignment Takes

Assignment	Student	Submission Date	Status
Grade 3 - Reading Comprehension Unit Test - Unit 1 - Week 4	Blackfoot, Alan	Nov 02, 2012 2:56 PM	Requires Manual Grading
Grade 3 - Reading Comprehension Unit Test - Unit 1 - Week 4	Brolin, Alice	Nov 02, 2012 3:36 PM	Manually Graded
Grade 3 - Reading Comprehension Unit Test - Unit 1 - Week 4	Chandani, Ricky	Nov 05, 2012 9:48 AM	Requires Manual Grading
Grade 3 - Reading Comprehension Unit Test - Unit 1 - Week 4	Desai, Michael	Nov 05, 2012 10:41 AM	Manually Graded
Grade 3 - Reading Comprehension Unit Test - Unit 1 - Week 4	Engel, Paula	Nov 05, 2012 11:38 AM	Manually Graded
Grade 3 - Reading Comprehension Unit Test - Unit 1 - Week 4	Hernandez, Maylin	Nov 05, 2012 12:10 PM	Manually Graded
Grade 3 - Reading Comprehension Unit Test - Unit 1 - Week 4	Lewis, Kate	Nov 05, 2012 1:17 PM	Manually Graded
Grade 3 - Reading Comprehension Unit Test - Unit 1 - Week 4	Martinez, Roland	Nov 05, 2012 1:41 PM	Manually Graded
Grade 3 - Reading Comprehension Unit Test - Unit 1 - Week 4	Moore, Kayla	Nov 05, 2012 2:12 PM	Manually Graded
Grade 3 - Reading Comprehension Unit Test - Unit 1 - Week 4	Moretti, Sebastian	Nov 05, 2012 2:49 PM	Manually Graded
Grade 3 - Reading Comprehension Unit Test - Unit 1 - Week 4	Noriega, Kim	Nov 05, 2012 3:59 PM	Manually Graded
Grade 3 - Reading Comprehension Unit Test - Unit 1 - Week 4	Panetta, Tanya	Nov 05, 2012 5:01 PM	Manually Graded
Grade 3 - Reading Comprehension Unit Test - Unit 1 - Week 4	Roberts, Tony	Nov 05, 2012 4:23 PM	Manually Graded
Grade 3 - Reading Comprehension Unit Test - Unit 1 - Week 4	Sosa, Ekram	Nov 06, 2012 10:22 AM	Manually Graded
Grade 3 - Reading Comprehension Unit Test - Unit 1 - Week 4	Tisdale, Erick	Nov 06, 2012 10:21 AM	Manually Graded
Grade 3 - Writing, Revising, Editing - Unit 1 - Week 1	Blackfoot, Alan	Nov 02, 2012 3:11 PM	Manually Graded
Grade 3 - Writing, Revising, Editing - Unit 1 - Week 1	Brolin, Alice	Nov 02, 2012 3:47 PM	Manually Graded

NATIONAL GEOGRAPHIC LEARNING CENGAGE Learning

5. You will see the student’s responses for each item in the test.

my **NG** connect™ User Management Console (UMC) RFR Teacher [Change Password](#) [Help](#) [Log out](#)

Home Manage File Rostering Reports & Grading

Reports & Grading

Home → Demo Class RFR → Assignment Takes → Reading Comprehension Unit Test for Blackfoot, Alan

Assignment: [Prev](#) Grade 3 - Reading Comprehension Unit Test - Unit 1 - Week 4 [Next](#)

Student: [Prev](#) Blackfoot, Alan [Next](#)

Submission Date: Nov 02, 2012 2:56 PM

#	Question	Scoring
1	<p>Directions: Read the poem. Then answer the question.</p> <div style="border: 1px solid black; padding: 5px; margin: 10px 0;"> <p>Sun Mon Tue Wed Th</p> <p style="font-size: 2em; color: brown; text-align: center;">Saturday Help</p> <p>My sis and I keep busy. We lend a helping hand. When there's a job, we do it.</p> </div> <p>In the middle of the poem, the children —</p> <p>(A) wake up.</p> <p>(B) eat breakfast.</p> <p>(C) mop the floor.</p> <p>(D) put away their toys. ✓</p>	<p>Auto-Graded</p> <p>Total Score: 1</p>

NATIONAL GEOGRAPHIC LEARNING CENGAGE Learning

6. Scroll down to locate the item that requires manual grading. Select a score from the pull-down menu. Some items may require more than one score as shown in this multi-trait writing item.

myNG connect™ User Management Console (UMC) RFR Teacher [Change Password](#) [Help](#) [Log out](#)

Home Manage File Rostering Reports & Grading

Reports & Grading

12

Directions: Read the writing prompt. Then type your answer in the box.

Your class is writing personal narratives to share with classmates. Write about a time you set a good example for someone else. Your narrative should have at least three paragraphs.

Type here.
I set a good example when....

Manually Graded

Weekly Writing Skill: 4

Unit Test Writing Prompt

Ideas: 4

Organization: 4

Voice: 4

Word Choice: 4

Fluency: 4

Conventions: 3

Total Score: 23

7. Click **Apply Changes** at the bottom of the screen to save the scores. This is important, as otherwise your changes will not be saved.
8. Scroll to the top of the screen and click the **Next** button near the student pull-down to score the next student's test. Click the **Next** button near the test pull-down to score another test for the selected student.

myNG connect™ User Management Console (UMC)

Home Manage File Rostering Reports & Grading

Reports & Grading

Home → Demo Class RFR → Assignment Tables → Reading Comprehension for Blackfoot, Alan

Assignment: [Prev](#) Grade 3 - Reading Comprehension - Unit 1 - Week 1 [Next](#)

Student: [Prev](#) Blackfoot, Alan [Next](#)

myNG connect™ User Management Console (UMC)

Home Manage File Rostering Reports & Grading

Reports & Grading

Home → Demo Class RFR → Assignment Tables → Reading Comprehension for Brolin, Alice

Assignment: [Prev](#) Grade 3 - Reading Comprehension - Unit 1 - Week 1 [Next](#)

Student: [Prev](#) Brolin, Alice [Next](#)

Click **Revert Changes** to undo any changes made during the current session.

Manually Graded

Weekly Writing Skill: 1

Unit Test Writing Prompt

Ideas: 3

Organization: 3

Voice: 3

Word Choice: 3

Fluency: 2

Conventions: 2

Total Score: 16

Requires Grading

Weekly Writing Skill: ---

Unit Test Writing Prompt

Ideas: ---

Organization: ---

Voice: ---

Word Choice: ---

Fluency: ---

Conventions: ---

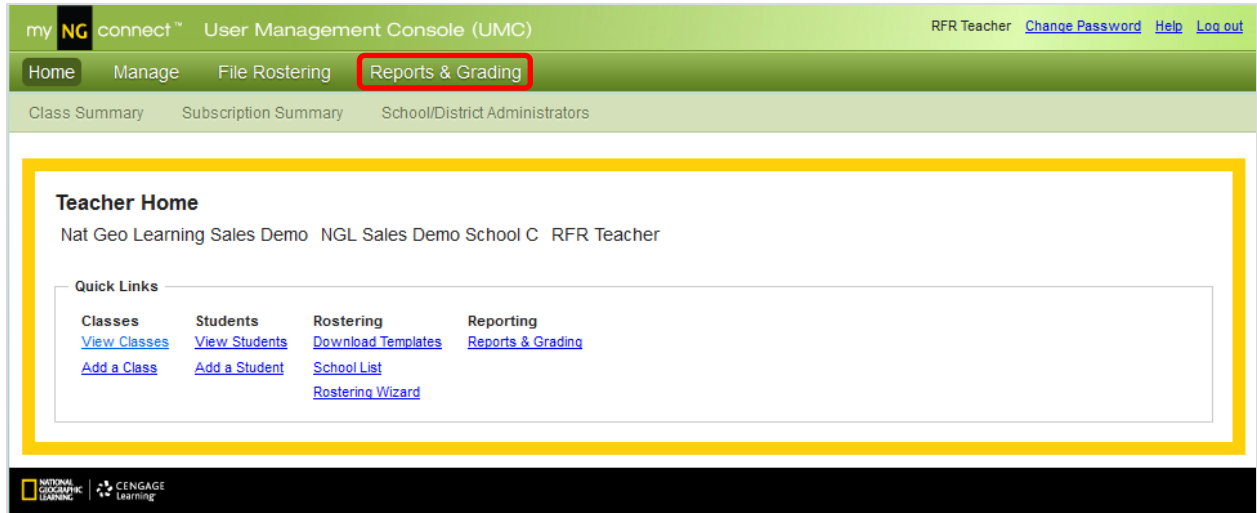
Total Score: ---

Viewing Reports

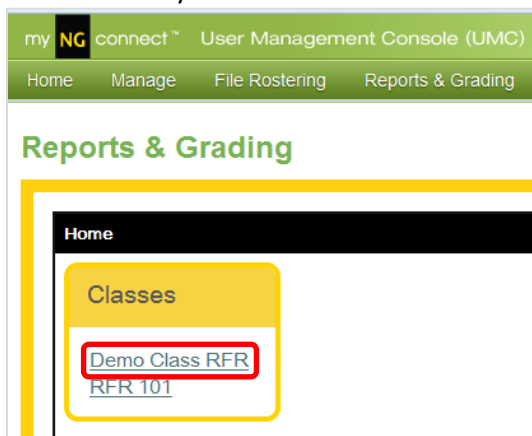
Overview

Reports are available as soon as responses are submitted online and constructed response scores are entered. myNGconnect offers a variety of in-depth reports customized to the *NG Reach* program.

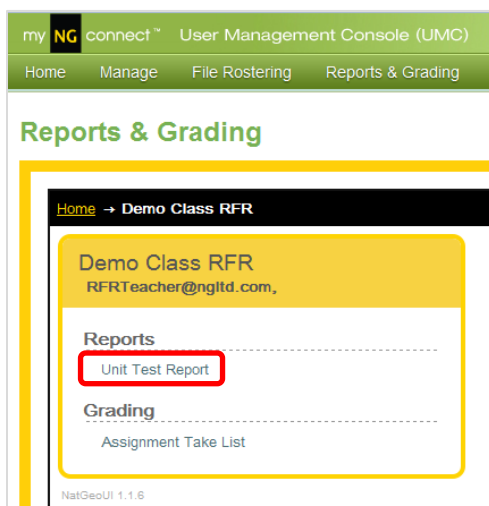
1. From the UMC homepage, click the **Reports & Grading** tab.



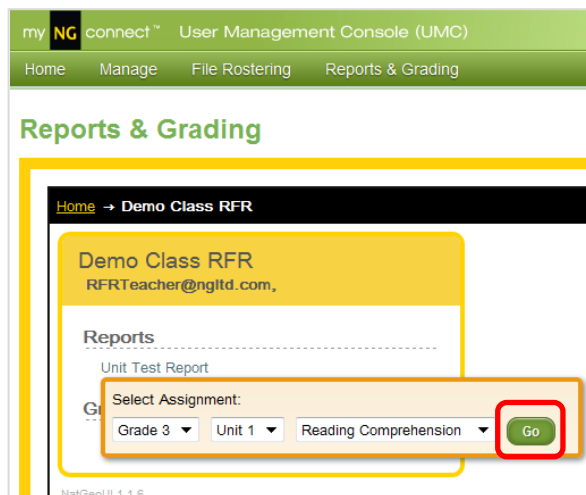
2. Click the class you wish to view.



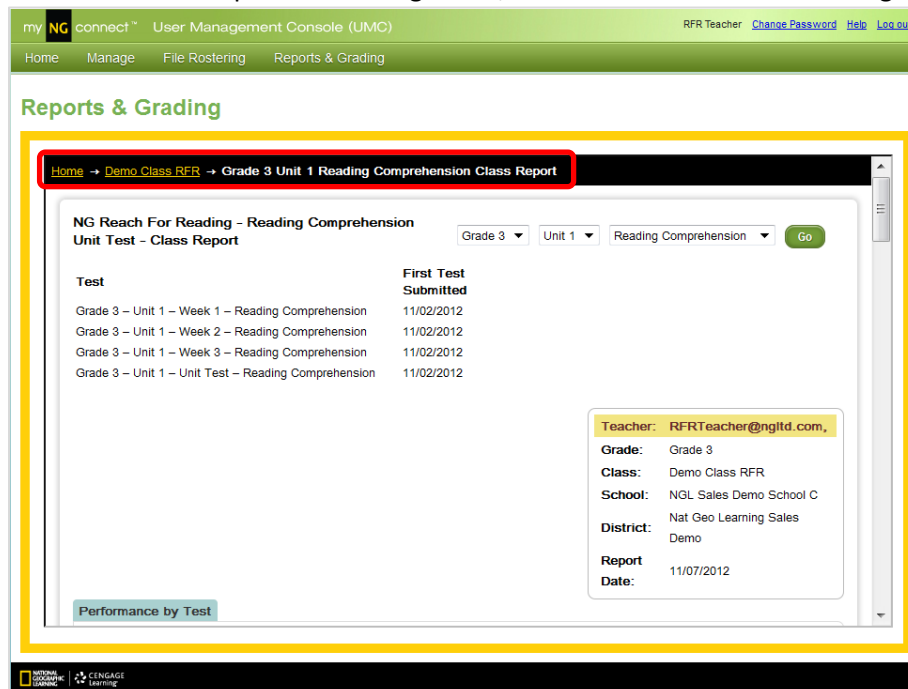
3. You will see a list of currently available reports. Click the link for the report you would like to view.



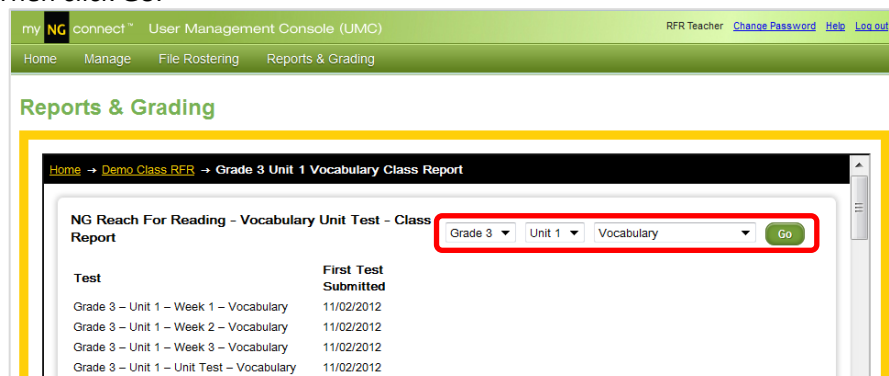
4. A selection pop-up will appear. Use the pull-down menus to make your selections. Then click **Go**. In this example, the user selects the Unit 1 Reading Comprehension report.



5. To return to the Reports & Grading menu, click the class name in the navigation breadcrumb trail.



6. To view a different unit report, select it from the pull-down menu in the upper right. Then click **Go**.



Unit Test Reports

The Unit Test Reports display student scores for the selected unit and test type. The report provides a complete picture of class performance and allows you to compare student scores across skill areas.

Class Unit Test Report - Reading Comprehension

NG Reach For Reading - Reading Comprehension Unit Test - Class Report
Grade 3
Unit 1
Reading Comprehension
Go

Test
Grade 3 – Unit 1 – Unit Test – Reading Comprehension
Grade 3 – Unit 1 – Week 1 – Reading Comprehension
Grade 3 – Unit 1 – Week 2 – Reading Comprehension
Grade 3 – Unit 1 – Week 3 – Reading Comprehension

First Test Submitted
11/02/2012
11/02/2012
11/02/2012
11/02/2012

Teacher: RFRTeacher@ngltd.com,
Grade: Grade 3
Class: Demo Class RFR
School: NGL Sales Demo School C
District: Nat Geo Learning Sales Demo
Report Date: 02/21/2013

Performance by Test

Student Name	Overall Test Scores			
	Week 1	Week 2	Week 3	Unit Test
Blackfoot, Alan	100%	100%	100%	92%
Brolin, Alice	75%	75%	100%	83%
Chandani, Ricky	100%	100%	100%	100%
Desai, Michael	75%	100%	50%	83%
Engel, Paula	100%	100%	100%	75%
Class Average	88%	87%	80%	73%

Performance by Skill

Student Name	Points by Skill			
	Elements of a Poem	Informational Text Structures	Literature Text Structures	Point of View
Blackfoot, Alan	6/6	8/8	6/6	3/4
Brolin, Alice	5/6	8/8	5/6	2/4
Chandani, Ricky	6/6	8/8	6/6	4/4
Desai, Michael	6/6	4/8	5/6	4/4
Engel, Paula	6/6	7/8	5/6	3/4
Class Average	86%	79%	84%	62%

Reteaching by Skill

Skill	Student Performance	Reteaching Prescription
Elements of a Poem CC.3.Rlit.5	Tisdale, Erick 4/6	Elements of a Poem (PDF)
	Roberts, Tony 3/6	
	Panetta, Tanya 4/6	
	Sosa, Ekram 4/6	
Informational Text Structures CC.3.Rinf.8	Desai, Michael 4/8	Informational Text Structures (PDF)
	Tisdale, Erick 4/8	
	Roberts, Tony 3/8	
	Panetta, Tanya 5/8	
	Sosa, Ekram 3/8	

a. Information Box

b. Performance by Test Table


c. Performance by Skill Table

d. Reteaching Table

- Information Box** identifies your name, the grade, the class name, your school, your district, and thereport date.
- Performance by Test Table** displays student overall scores and class average scores for each test.
- Performance by Skill Table** displays student scores and class average scores for each tested skill. Skill scores below 75% display in red. Scores in red may indicate need for reteaching.
- Reteaching Table** groups students who scored below 75% on each tested skill and provides links to reteaching PDFs.

Student Unit Test Report - Reading Comprehension

NG Reach For Reading – Reading Comprehension Unit Test – Student Report

Desai, Michael 

Test

Grade 3 – Unit 1 – Unit Test – Reading Comprehension 11/05/2012

Grade 3 – Unit 1 – Week 1 – Reading Comprehension 11/05/2012

Grade 3 – Unit 1 – Week 2 – Reading Comprehension 11/05/2012

Grade 3 – Unit 1 – Week 3 – Reading Comprehension 11/05/2012

Test Submitted

11/05/2012

11/05/2012

11/05/2012

11/05/2012

Student: Desai, Michael

Grade: Grade 3

Teacher: RFRTeacher@ngltd.com,

Class: Demo Class RFR

School: NGL Sales Demo School C

District: Nat Geo Learning Sales Demo

Report Date: 02/21/2013

a. Information Box

b. Test Performance Table

	Week 1	Week 2	Week 3	Unit Test
Overall Test Score	75%	100%	50%	83%
Overall Test Points	3/4	4/4	2/4	10/12

c. Performance & Reteaching Table

Skill	Performance by Item				Points	Reteaching Prescription
	Unit Test	Week 1 Test	Week 2 Test	Week 3 Test		
Elements of a Poem CC.3.Rlit.5	3 4 ✓ ✓		1 2 3 4 ✓ ✓ ✓ ✓		6/6	Elements of a Poem (PDF)
Informational Text Structures CC.3.Rinf.8	5 6 8 9 ✗ ✓ ✓ ✗			1 2 3 4 ✓ ✓ ✗ ✗	4/8	Informational Text Structures (PDF)
Literature Text Structures CC.3.Rlit.5	1 2 ✓ ✓	1 2 3 4 ✓ ✓ ✓ ✗			5/6	Literature Text Structures (PDF)
Point of View CC.3.Rinf.10	7 10 ✓ ✓				4/4	Point of View (PDF)

Notes:

- Scores in red might indicate a need for reteaching.
- Constructed response items require manual grading.

- Information Box** identifies the student's name, the grade, your name, the class name, your school, your district, and the report date.
- Test Performance Table** displays student overall scores and points earned for each test.
- Performance & Reteaching Table** displays student performance by item, groups items by skill, and provides links to reteaching PDFs.

Standards Report

The Standards Report display student performance by standard for the selected unit and test type. The report is intended as an instructional guide and allows you to compare student performance across Common Core standards.

Class Standards Report – Reading Comprehension

NG Reach For Reading - Reading Comprehension
Standards Summary - Class Report

Grade 3 Reading Comprehension **Go**

Test	First Test Submitted
Grade 3 – Unit 1 – Unit Test – Reading Comprehension	11/02/2012
Grade 3 – Unit 1 – Week 1 – Reading Comprehension	11/02/2012
Grade 3 – Unit 1 – Week 2 – Reading Comprehension	11/02/2012
Grade 3 – Unit 1 – Week 3 – Reading Comprehension	11/02/2012

Teacher: RFRTeacher@ngltd.com,
Grade: Grade 3
Class: Demo Class RFR
School: NGL Sales Demo School C
District: Nat Geo Learning Sales Demo
Report Date: 02/21/2013

Student Performance by Common Core Standard

Student Name	Standard Performance		
	CC.3.Rinf.10	CC.3.Rinf.8	CC.3.Rlit.5
Blackfoot, Alan	●	●	●
Brolin, Alice	●	●	●
Chandani, Ricky	●	●	●
Desai, Michael	●	●	●
Engel, Paula	●	●	●
Hernandez, Maylin	●	●	●
Lewis, Kate	●	●	●
Martinez, Roland	●	●	●
Moore, Kayla	●	●	●
Moretti, Sebastian	●	●	●
Noriega, Kim	●	●	●
Panetta, Tanya	●	●	●
Roberts, Tony	●	●	●
Sosa, Ekram	●	●	●
Class Average	●	●	●

● 0% - 49% ● 50% - 69% ● 70% - 79% ● 80% - 100%

Student
Performance
by Standard
Table

Student Performance by Standard Table displays symbols indicating student performance and class average performance by Common Core standard.

Benchmark Reports

The Benchmark Reports display student scores for the selected benchmark test. The report provides a complete picture of class performance and allows you to compare student scores across Common Core strands and individual standards.

Class Benchmark Report – Reading

NG Reach For Reading - Benchmark Reading Test - Class Report

Grade 3
Reading
Form A
Go

Test
Grade 3 - Benchmark Reading Test - Form A

First Test Submitted
01/25/2013

Teacher: RFRTeacher@ngltd.com,
Grade: Grade 3
Class: Demo Class RFR
School: NGL Sales Demo School C
District: Nat Geo Learning Sales Demo
Report Date: 02/21/2013

Performance Summary

Student Name	Common Core Strand			Total
	Info. Text	Language	Literature	
Blackfoot, Alan	96%	100%	95%	96%
Brolin, Alice	78%	80%	91%	84%
Chandani, Ricky	100%	100%	100%	100%
Desai, Michael	61%	80%	95%	78%
Class Average	67%	81%	92%	80%

Performance by Strand: Reading Standards for Information Text

Student Name	Strand Total	Performance Range By Standard					
		CC.3.Rinf.1	CC.3.Rinf.2	CC.3.Rinf.3	CC.3.Rinf.4	CC.3.Rinf.5	CC.3.Rinf.6
Blackfoot, Alan	●	●	●	●	●	●	●
Brolin, Alice	●	●	●	●	●	●	●
Chandani, Ricky	●	●	●	●	●	●	●
Desai, Michael	●	●	●	●	●	●	●
Class Average	●	●	●	●	●	●	●

● Assessed on a different test form ● 0% - 49% ● 50% - 69% ● 70% - 79% ● 80% - 100%

Performance by Strand: Language Standards

Student Name	Strand Total	Performance Range By Standard					
		CC.3.L.4.a	CC.3.L.4.b	CC.3.L.4.c	CC.3.L.4.d	CC.3.L.5.a	CC.3.L.5.c
Blackfoot, Alan	●	●	●	●	●	●	●
Brolin, Alice	●	●	●	●	●	●	●
Chandani, Ricky	●	●	●	●	●	●	●
Desai, Michael	●	●	●	●	●	●	●
Class Average	●	●	●	●	●	●	●

● Assessed on a different test form ● 0% - 49% ● 50% - 69% ● 70% - 79% ● 80% - 100%

- Performance Summary Table** displays student scores and class average scores by strand and for the overall test.
- Performance by Strand Tables** display symbols indicating student performance and class average performance by Common Core standard. The report displays one table for each tested Common Core strand.

Class Benchmark Report – Writing

NG Reach For Reading – Benchmark Writing Test – Class Report

Grade 3

Writing

Form A

Go



Test

Grade 3 - Benchmark Writing Test - Form A

First Test Submitted

01/25/2013

Teacher: RFRTeacher@ngltd.com,

Grade: Grade 3

Class: Demo Class RFR

School: NGL Sales Demo School C

District: Nat Geo Learning Sales

Demo

Report

Date: 02/21/2013

Performance Summary

Student Name	Common Core Strand		Written Comp	Total
	Language	Writing		
Blackfoot, Alan	100%	100%	93%	94%
Brolin, Alice	100%	100%	79%	82%
Chandani, Ricky	100%	100%	97%	98%
Desai, Michael	100%	100%	74%	77%
Class Average	96%	91%	75%	78%

Performance by Strand: Language Standards

Student Name	Strand Total	Performance Range by Item						
		CC.3.L.1.a	CC.3.L.1.b	CC.3.L.1.c	CC.3.L.1.d	CC.3.L.1.e	CC.3.L.1.f	CC.3.L.1.g
Blackfoot, Alan	●	●	●	●	●	●	●	●
Brolin, Alice	●	●	●	●	●	●	●	●
Chandani, Ricky	●	●	●	●	●	●	●	●
Desai, Michael	●	●	●	●	●	●	●	●
Class Average	●	●	●	●	●	●	●	●

● Assessed on a different test form ● 0% - 49% ● 50% - 69% ● 70% - 79% ● 80% - 100%

Performance on Written Composition by Item

Student Name	Written Comp	Performance Range by Item			
		13	14	15	16
Blackfoot, Alan	●	●	●	●	●
Brolin, Alice	●	●	●	●	●
Chandani, Ricky	●	●	●	●	●
Desai, Michael	●	●	●	●	●
Class Average	●	●	●	●	●

● Assessed on a different test form ● 0% - 49% ● 50% - 69% ● 70% - 79% ● 80% - 100%

a. Performance Summary Table

b. Performance by Strand Table

c. Performance on Written Composition Table

- Performance Summary Table** displays student and class average scores for each Common Core strand, the written composition, and the overall test.
- Performance by Strand Table** displays symbols indicating student and class average performance for the Common Core strand and each associated standard.
- Performance on Written Composition Table** displays symbols indicating student and class average performance on the written composition and each associated item.

Student Benchmark Report – Reading

NG Reach For Reading – Benchmark Reading Test – Student Report

Desai, Michael Go

Test
Grade 3 - Benchmark Reading Test - Form A

Test Submitted
01/25/2013

Student: Desai, Michael

Grade: Grade 3

Teacher: RFRTeacher@ngltd.com,

Class: Demo Class RFR

School: NGL Sales Demo School C

District: Nat Geo Learning Sales Demo

Report Date: 02/21/2013

Performance Summary

Common Core Strand	Total	
	Points	Percent
Info. Text Standards	14/23	61%
Language Standards	8/10	80%
Literature Standards	21/22	95%
Test Total	43/55	78%

Performance by Strand: Reading Standards for Information Text

Standard Code	Standard Description	Performance Range	Points / Possible Points	Item No.
CC.3.Rinf.1	Ask and answer questions to demonstrate understanding of a text, referring explicitly to the text as the basis for the answers.		2/3	26 34 45
CC.3.Rinf.4	Determine the meaning of general academic and domain-specific words and phrases in a text relevant to a grade 3 topic or subject area.		2/3	32 40 48

See text features and search tools

● Assessed on a different test form ● 0% - 49% 50% - 69% 70% - 79% ● 80% - 100%

Performance by Strand: Language Standards

Standard Code	Standard Description	Performance Range	Points / Possible Points	Item No.
CC.3.L.4.a	Use sentence-level context as a clue to the meaning of a word or phrase.		1/2	1 47
CC.3.L.4.b	Determine the meaning of the new word formed when a known affix is added to a known word (e.g., agreeable/disagreeable, comfortable/uncomfortable, care/careless, heat/preheat).		2/2	12 31
CC.3.L.5.a	Distinguish the literal and non-literal meanings of words and phrases in context (e.g., take steps).		1/1	39

● Assessed on a different test form ● 0% - 49% 50% - 69% 70% - 79% ● 80% - 100%

a. Performance Summary Table

b. Performance by Strand Tables

- Performance Summary Table** displays student scores by Common Core strand and for the overall test.
- Performance by Strand Tables** display symbols indicating student performance, points earned, and item numbers associated with each tested Common Core standard. The report displays one table for each tested Common Core strand.

Student Benchmark Report – Writing

NG Reach For Reading – Benchmark Writing Test – Student Report
Desai, Michael
Go

Test
Test Submitted
Grade 3 - Benchmark Writing Test - Form A
01/25/2013

Student: Desai, Michael
Grade: Grade 3
Teacher: RFRTeacher@ngltd.com,
Class: Demo Class RFR
School: NGL Sales Demo School C
District: Nat Geo Learning Sales
Report Date: 02/21/2013

Performance Summary

Common Core Strand	Total	
	Points	Percent
Language Standards	12/12	100%
Written Composition	56/76	74%
Test Total	68/88	77%

Performance by Strand: Language Standards

Standard Code	Standard Description	Performance Range	Points / Possible Points	Item No.
CC.3.L.1.a	Explain the function of nouns, pronouns, verbs, adjectives, and adverbs in general and their functions in particular sentences.	●	1/1	2
CC.3.L.1.b	Form and use regular and irregular plural nouns.	●	1/1	11
CC.3.L.1.i	Produce simple, compound, and	●	1/1	6

Assessed on a different test form
0% - 49%
50% - 69%
70% - 79%
80% - 100%

Performance on Written Composition by Item

Standard Code	Performance Range	Points / Possible Points	Item No.
CC.3.W.2.a, CC.3.W.7, CC.3.W.8	●	3/4	13
CC.3.L.1, CC.3.L.2, CC.3.L.3, CC.3.L.5.b, CC.3.L.6, CC.3.W.2, CC.3.W.4, CC.3.W.5, CC.3.W.7, CC.3.W.8	●	22/24	14
CC.3.L.1, CC.3.L.2, CC.3.L.3, CC.3.L.5.b, CC.3.L.6, CC.3.W.3, CC.3.W.4, CC.3.W.5	●	20/24	15
CC.3.L.1, CC.3.L.2, CC.3.L.3, CC.3.L.5.b, CC.3.L.6, CC.3.W.1, CC.3.W.4, CC.3.W.5	●	11/24	16

0% - 49%
50% - 69%
70% - 79%
80% - 100%

a. Performance Summary Table

b. Performance by Strand Table

c. Performance on Written Composition Table

- Performance Summary Table** displays student scores for the Common Core strand, the written composition, and the overall test.
- Performance by Strand Table** displays symbols indicating student performance, points earned, and item numbers associated with each tested Common Core standard.
- Performance on Written Composition Table** displays Common Core standards, symbols indicating student performance, and points earned for each written composition item.

Online Testing

Take a Test

Students access online tests by clicking the **My Tests** button on their myNGconnect homepage. Students can access a help video by clicking the orange question mark at the top of the test screen. The video shows students the basics of online test-taking and navigation.

1. Log into myNGconnect and click **My Tests**. The eAssessment student homepage will open in a new browser window.

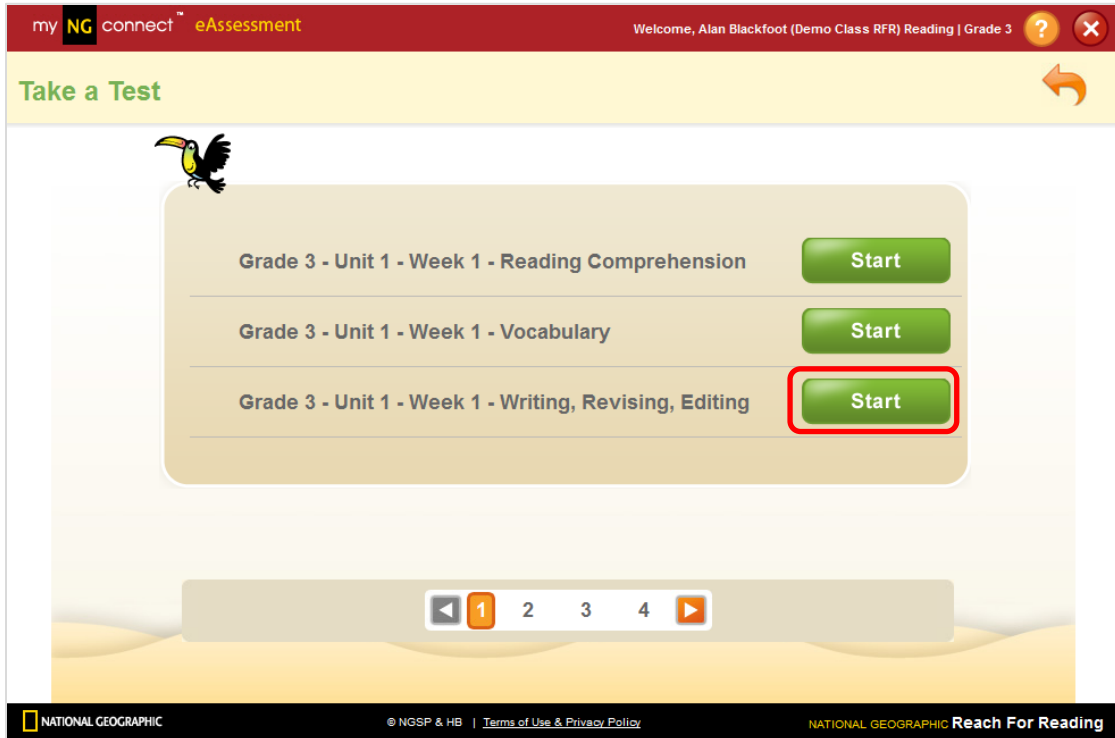


2. Click **Take a Test**.



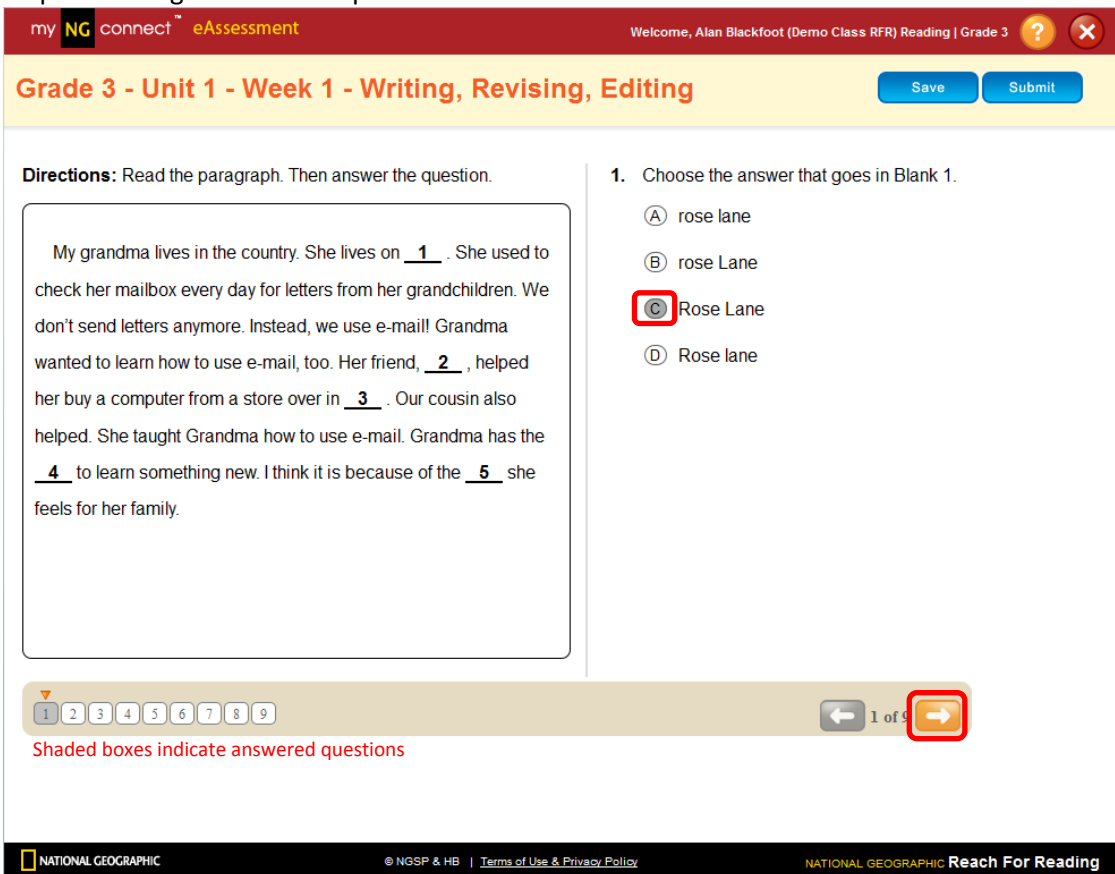
The question mark button opens the online testing video

3. Click **Start** to begin your assigned test.



Back arrow returns you to the landing screen

4. Click a letter to select your answer. Then click the forward arrow in the orange box to save your response and go to the next question.



5. When you have reached the final question, click **Submit**. Or, click **Save** if you would like to complete the test at another time. The system will save your answers.

The screenshot shows the myNG connect eAssessment interface. At the top, a red header bar contains the logo "my NG connect eAssessment" on the left, the text "Welcome, Alan Blackfoot (Demo Class RFR) Reading | Grade 3" in the center, and a yellow question mark icon and a red close button icon on the right. Below the header, a yellow banner displays "Grade 3 - Unit 1 - Week 1 - Writing, Revising, Editing" on the left and two blue buttons labeled "Save" and "Submit" on the right. The main content area is divided into two columns. The left column contains the text "Directions: Read the writing prompt. Then type your answer in the box." followed by a large text box. The right column contains the text "Type here." followed by a text entry box with the prompt "My Dad is a policeman. He helped our neighbor." and a cursor. Below the text boxes, a navigation bar features a row of numbered buttons (1-9) with a dropdown arrow, a "9 of 9" indicator, and back/forward arrows. Red text instructions read: "Jump to any question by clicking a number" and "Use the Back arrow to view the previous question". The footer is a black bar with the National Geographic logo, copyright information "© NGSP & HB | Terms of Use & Privacy Policy", and the text "NATIONAL GEOGRAPHIC Reach For Reading".

Note

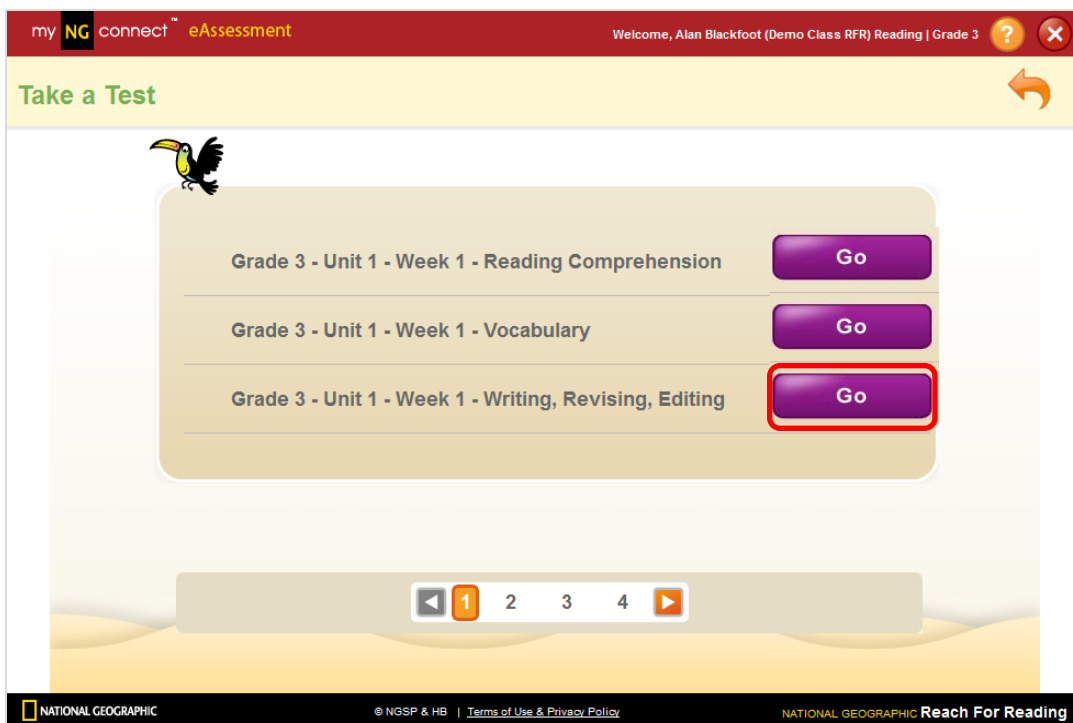
Click the red close button in the upper right of the screen to sign out of eAssessment. The system will save your answers.

Review a Test

1. Click the purple **Review My Tests** button on your eAssessment homepage.



2. Click the purple **Go** button to the right of the test you wish to review.



3. Use the forward and back arrows to review each item in the test. Click **Exit** to close the test.
- The shaded letter bubble represents the selected answer.
 - A green checkmark indicates the correct answer.
 - A red "x" indicates an incorrect response.
 - The test score is displayed in the cream band.

my **NG** connect™ eAssessment

Welcome, Alan Blackfoot (Demo Class RFR) Reading | Grade 3

Review: Grade 3 - Unit 1 - Week 1 - Writing, Revising, Editing

Score: 9/12

Exit

Directions: Read the story. Then answer the question.

The Parade

1 Maria carried the basket carefully as she walked to the Fourth of July parade. Her cat, Belle, was inside.

2 Maria heard the band playing, so she started to hurry toward Main Street. She sat on the curb. Maria opened the basket so she and Belle could see the floats going by.

3 She reached down to pet Belle's soft fur. The

2. In the story, who is Belle?

✓ (A) a white cat

(B) a girl on the float

X (C) someone in the band

(D) someone in the crowd

1 2 3 4 5 6 7 8 9

← 2 of 9 →

White box with red outline indicates item with incorrect or no response.

NATIONAL GEOGRAPHIC © NGSP & HB | Terms of Use & Privacy Policy NATIONAL GEOGRAPHIC Reach For Reading